

## **About Dialog**

### **Purpose**

The **About Dialog** displays version and copyright information about this version of the SpellChecker utility.

### **Available from**

- **About** button on the SpellChecker Dialog.

This Windows Help file was written by Graham Plowman  
using Help Builder Version 1.09.001 and refers to:

SpellCheck Version 1.00 / 16/04/96

Copyright © 1993 - 1996 G.Plowman

## Error Messages

### Memory allocation failure

SpellChecker has failed to allocate some memory for internal use.

This normally occurs in low memory situations. Try closing down some other applications and try again.

### Unrecognised dictionary file

When loading a dictionary, SpellChecker has identified that the specified file is not a dictionary file.

### Unrecognised dictionary file version

When loading a dictionary, SpellChecker has identified that the specified dictionary file was created by a more recent version of SpellChecker.

SpellChecker dictionaries are automatically backwards compatible, but not forward compatible. You should obtain a more up to date release of SpellChecker to correct this problem.

### Failed to open source file

SpellChecker has failed to open the specified source file.

This error occurs when SpellChecker is checking an ASCII file and it cannot open the specified source file, usually because it does not exist or it is write-protected.

### Dictionary is full

The dictionary has become full of words when an attempt is made to add another word.

SpellChecker maintains 26 tables of words (one for words starting with A, another for B and so on), so if this error occurs, it usually means that only one word table is full.

Each table is 24K in size.

### Failed to load the dictionary

SpellChecker has failed to load the specified dictionary file and it has also failed in an attempt to create a dictionary with the specified name.

This error normally occurs when an invalid dictionary name has been specified which contains a non-existent path or the dictionary file has been made write-protected. SpellChecker must have write access to a dictionary.

### Ignore-All buffer is full

When the **Ignore All** button is pressed during spell checking, a word is added to a special buffer to record it as a word to be always ignored.

This error means that the buffer has become full.

The programmer can empty this buffer using `SpellResetIgnoreAllBuffer()`. The ignore all buffer is automatically reset for Edit field and File spell checks.

The Ignore buffer is 64K in size.

### Spell Checker engine has not been initialised

An attempt has been made by the programmer to use the services of SpellChecker without having initialised the library by calling `SpellLoadDictionary()`.

### Spelling Check cancelled

Spell checking has been cancelled by the user.

This occurs when the user presses the **Cancel** button on the [SpellCheck Dialog](#).

### The text buffer line is full

A line of text has become full and SpellChecker is unable to replace any more words as the line will overflow.

The line buffer is 32K in size.

When spell checking an edit field, the total length of all the lines must not exceed the line buffer size.

When spell checking a file, the line buffer is used to store a single line within the file, meaning

that a line can be up to 32K long..

When spell checking a buffer (eg a string), the line buffer is also 32K in size.

#### **Not enough disk space to spell check the specified file**

When spell checking a file, SpellChecker checks that there is enough disk space on your disk to make a copy of the file being checked.

SpellChecker reads lines from the source file and places them in a temporary target file having made spelling changes. At the end, the source file is deleted and the target file is renamed as the source file.

This error means that there is not enough disk space to create the temporary copy of the source file.

#### **Failed to create temporary file for spell checking of a file**

This error means the SpellChecker failed to create the temporary copy file while spell checking a file.

The temporary file is created in the same directory as the source file with a different extension of: .\$\$\$

This error usually only occurs if a disk is write protected.

#### **Invalid license number**

This error occurs when the programmer has attempted to specify an invalid license number using the SpellSetLicense() function.

#### **Your evaluation period license has expired**

This error means that your evaluation period of this software for one month has now expired. If you wish to continue to use this software then you must register your copy.

#### **Incorrect serial number for this product**

This error occurs when a license number is encountered which is identified as not a valid number for this product. All of the Author's products use unique license numbers which cannot be used with any other of the Author's products.

#### **This software has not been installed correctly! Please re-run the installation procedure**

This error occurs when the license number in the SPELLCHK.INI file is identified as being missing or invalid.

#### **Integrity Check Violation Error: Executeable has not been security stamped! Unable to open executeable file! Integrity has been violated!**












All of the above messages indicate that the integrity checking code built into this product has identified a failure. This could be because the program file has been changed or due to a failure to find the program file.

You cannot modify the messages displayed by this software using a product such as AppStudio or Resource Workshop.

If any of these messages appear, you should report them to the Author immediately.

## Contents for SpellCheck Help

To learn how to use Help, press the F1 key.

-  [What is SpellChecker ?](#)
-  [SpellChecker Dialog](#)
-  [SpellChecker Setup Dialog](#)
-  [About Dialog](#)
-  [Error messages](#)
  
-  [Other products available](#)
-  [What is Shareware ? - Description and Disclaimer](#)
-  [Payment for and Registration of Software](#)
-  [Software Price List](#)
-  [Contacting the Author](#)
  
-  [Help File Copyright](#)

## **Payment for and Registration of Software**

If you wish to continue to make use of the SpellChecker software you are expected to pay a registration fee.

The registration fee for the SpellChecker software may be found in the [Software Price List](#) section of this help file.

Compuserve also has a facility for payment for shareware software which is ideal for overseas users. Essentially, a shareware author registers their software in a database and then the facility transfers payment from one user's account to another.

You can pay for SpellChecker via this facility via (GO) SWREG at any time. Select the 'Register Shareware' option. The registration number of this software is 10705.

Your registration fee entitles you to use this software on a single computer for an unlimited period and to make as many copies as you wish for backup purposes.

Upon receipt of your registration fee you will receive a disk (mail orders only) containing the latest version of the software and advice on how to remove the 'shareware warning' dialog, stop the one month disabling feature and release the various shareware restrictions in the software. You will also receive notice of updates to the software. Free technical support is available to registered users.

See Also: [Contacting the Author](#), [What is Shareware ? - Description and Disclaimer](#), [Software Price List](#)

## **What is SpellChecker ?**

SpellChecker is an addon Dynamic Link Library (DLL) for HelpBuilder which performs spell checking on help topics.

## Spell Check Setup Dialog

### Purpose

The **Spell Check Setup Dialog** is used to configure the spelling checker.

### Available from

- Available only from an API call to the SpellChecker library

### Comments

The SpellCheck Setup dialog contains the following fields:

### Use Dictionary

This is the file name of the current dictionary to be used. The file need not exist already because SpellChecker will automatically create it if it doesn't exist.

The **Browse** button enables you to search for a dictionary file.

### Dictionaries

This contains a list of all the previously used dictionaries. Double click on a dictionary to use it or highlight it and press **Use** to make it the active dictionary.

### Ok

Exits the dialog, saving the changes.

### Cancel

Exits the dialog without making any changes.

### Help

Displays the SpellChecker help file.



## Spell Check Dialog

### Purpose

The **Spell Check Dialog** is used to highlight to the user a word which is not found in the dictionary and to enable the user to select the correct spelling of that word.

### Available from

- Appears automatically when a word is not found in the dictionary

### Comments

The SpellCheck dialog contains the following fields:

### Not in Dictionary

This field highlights the word which SpellChecker could not find in its dictionary or in the 'Ignore-All' buffer.

### Change To

The user specifies in this field the correct spelling of the word. This may be the same as the above if the word is not in the dictionary.

### Suggestions

This list displays all the words in the dictionary which closely match the spelling of the word not found in the dictionary.

You can single click on this list to move a suggested spelling to the 'Change To' field above.

You can also double click on a word in this list to move it to the 'Change To' field and select the

**Replace** button to replace the word in error with that selected.

### Ignore

This button simply causes the word to be ignored. No spelling changes will be made with this word. If the word is found again, the SpellCheck dialog will appear again.

### Ignore All

This button causes the word not found to be added to the 'ignore-all' buffer. This is a list of words which SpellChecker will not prompt for the spelling of. As a spell check proceeds, the 'ignore-all' buffer may be built up with more and more words. It is reset at the next spelling check.

### Replace

This button causes the word in the 'Change To' field to be used to replace the word in the 'Not in Dictionary' field. No words are added to the dictionary.

### Suggest

Updates the list of suggested alternative words, based on the contents of the **Change To** field above.

### Add

Add the word in the 'Change To' field to the dictionary. The Spell Check dialog remains on screen.

This button enables you to add a word to the dictionary, then type a different version of it (eg different capitalisation) in the **Change To** field to be used for a replace.

SpellChecker will check the word in the 'Change To' field when **Add** is pressed to make sure that the same word is not added to the dictionary twice.

Checking of words in the dictionary is not case sensitive, however, words are stored in the dictionary in the case you enter them and will appear as a suggestion in the case you enter them.

### Add+Replace

Add the word in the 'Change To' field to the dictionary and then use the word to replace the word not found.

SpellChecker will check the word in the 'Change To' field when **Add+Replace** is pressed to make sure that the same word is not added to the dictionary twice.

**Undo Add**

Un-does the last word addition to the dictionary - removes it from the dictionary. This is useful if you add the wrong spelling of a word to the dictionary. Note that once a spell check session has completed and the dictionary is closed, the last addition can no longer be un-done.

**About...**

Displays copyright and version information about this version of SpellChecker.

**Cancel**

Stops the spell checking session from proceeding.

**Help**

Displays the SpellChecker help file.

## **Contacting the Author**

Graham Plowman can be contacted by post at the following addresses:

PO Box 1124, Manly 2095, NSW, Australia

or

'Fiddlers Rest', Gaveston Hall Drive, Nuthurst, Horsham, West Sussex, RH13 6RG, England

All post sent to the British address will be forwarded to Graham at the Australian address, so please allow for a slight delay.

Graham can also be contacted on:

Compuserve ID: 100105,536

Internet: 100105.536@compuserve.com

Internet: gplowman@ozemail.com.au

## Integrity Checking

This application has an automatic self-checking feature to advise of corruption to the executable file.

The main purpose of this is to enable the program to identify whether it has been interfered with, either by a binary file editor or a computer virus.

Note that attempts to change icons and messages etc using products such as AppStudio or Resource Workshop will render this application unuseable since they will cause a failure of the check.

If the application executable is corrupted in any way, the following message will appear:

Integrity Check Violation Error: Integrity has been violated!

If this message does appear, you should re-install this application after checking the reason for it occurring.

Note that all of the author's software is Virus Checked before it is distributed.

Other integrity-related messages are possible. If you need assistance, please [contact the author](#).



GRAHAM PLOWMAN SOFTWARE

## Price List for Software

Graham Plowman, PO Box 1124, Manly 2095, NSW, AUSTRALIA or  
'Fiddlers Rest', Gaveston Hall Drive, Nuthurst, Horsham, West Sussex, RH13 6RG, ENGLAND

Prod No	Product	Price AU\$	Price UK£	CIS Price US\$	CIS Shipping US\$	CIS Total US\$	CIS SWREG ID
#00	HelpBuilder	\$80.00	£40.00	\$64.00	\$10.00	\$74.00	#4152
	HelpBuilder Upgrade	\$40.00	£20.00	\$32.00	\$5.00	\$37.00	#5193
	HelpBuilder User Manual	\$15.00	£7.00	\$10.00	\$8.00	\$18.00	#5401
#01	Setup Builder	\$80.00	£40.00	\$64.00	\$10.00	\$74.00	#4153
	Setup Builder Upgrade	\$40.00	£20.00	\$32.00	\$5.00	\$37.00	#5194
#03	HelpBuilder SpellChecker	\$50.00	£25.00	\$40.00	\$6.00	\$46.00	#10705
#04	SpellChecker (Developer)	\$80.00	£40.00	\$64.00	\$10.00	\$74.00	#10521
	Distribution License (per copy)	\$30.00	£15.00	\$24.00	\$4.00	\$28.00	#11064
	Postage, packing & handling (orders received by post)						
	Per disk (in Australia)	\$5.00					
	Per disk (outside Australia)	\$10.00	£5.00				
	Per manual	\$10.00	£5.00				
	Any number of user license numbers	\$5.00	£2.50				

All mail orders must be paid by cheque or bankers draft, made out to G.Plowman either in Australian Dollars (please post to Australian address) and drawn on an Australian bank or in UK Pounds Sterling (please post to UK address) drawn on a British bank. Credit card payments cannot be accepted.

Postage is only applicable to mail orders. Payments/orders made by post will receive a disk containing the requested software. Unless you state otherwise, it will be assumed that 3 1/2 inch disks are to be sent. The postage charge is applicable per disk ordered. Where a postal order is only for user license numbers (ie no disk required), the user license number postage charge applies for the whole order.

Payments may also be made via the Compuserve SWREG (GO SWREG) facility (Register Shareware option). SWREG will debit a payment from your Compuserve account and credit it to the author's Compuserve account.

If payment is made via Compuserve you will receive an acknowledgement via E-Mail, a license number and unlimited time usage.

Payment must be made in full before goods are delivered. Registrations cannot be made over the phone with a cheque to follow.

All registrations receive free technical support.

If you register by post and you have an E-Mail address (either Internet or Compuserve), please advise the author of that E-Mail address to enable easier and quicker notifications of upgrades and new versions.

Please note that if you obtained your copy of this software from a Shareware library and paid a fee at the same time, this fee is NOT a registration fee, it is purely a charge by the Shareware library to cover their costs in producing the diskette(s) for you, plus of course their profit. To register your copy you must send the appropriate registration fee to the above address.

It is a condition of registration that you accept that you have fully tried and tested this software

and found that it meets your requirements to your satisfaction. Please note that once a license number has been given, no refund will be possible.

Prices are correct as at 14/4/96. All prices and specifications are subject to change without notice.  
E.& O.E.

## Products Available from the Same Author

The following products are all available from the same author:

### Help Builder

HelpBuilder is a Microsoft Windows 3.1 application for creating and maintaining Windows Help files and is designed for developers wishing to create Windows Help files to distribute with their products and for anyone wishing to create stand-alone Windows Help files.

This help file was created using Help Builder.

The application is not an 'add-on' to a commercially available word processor, rather, a Multiple Document Interface (MDI) application integrated with the Microsoft HC31.EXE help compiler (or equivalent compatible eg HCP.EXE)(HelpBuilder is configureable). Since it is likely that anyone using this product is likely to be an applications developer using Visual Basic, Microsoft C/C++ or Borland C++ they will already have HC31.EXE as it is supplied with these products.

HelpBuilder does not 'shell' out to DOS to compile files but provides a complete integrated Windows hosted compilation process.

### Windows Help and Help Compiler Features Supported

- Topic pages
- Links and 'popup' windows to other topics, including optional 'picture hotspots', macros and 'windows'
- Browse sequence support
- Ability to place bitmaps in help files
- Fonts, colours, bold and italic text
- Header files
- Context identifiers
- Locking of and changing colour of top of Windows Help page
- Help file start up macros
- Topic start up macros
- Changing of 'locked' and client 'area' colours in Windows Help
- Compiler configuration - warning levels, CD ROM, compression etc
- Configuration of 'windows'
- Build tags
- Optional add-on spelling checker

### Product Features

- Full keyboard support
- Projects to group individual topic files for a specific application
- Topics held in separate files in order that they may be shared between projects
- Toolbar selection of many facilities and status bars
- Error checking on project building
- Self-checking executable - to detect corruption/tampering eg Virus
- Project Wizard to create a basic project
- Application Installation and De-installation procedure
- Printing of topics and projects
- Fully integrated and context sensitive Windows Help file including 'How to..' section
- Can create Help files for VB, C/C++, PowerBuilder etc - any language supporting Windows Help and passing of context numbers
- Ability to insert RTF commands
- Network locking on project and topic files
- Automatic creation of .HPJ and .RTF files

- Sample demonstration help file project
- Multi-tasking during compilation - no 'DOS' windows!
- Helpfiles 'testable' from within HelpBuilder
- Configurable compiler - via application .INI file
- Topic locator
- Importing of Norton Guides help projects
- In-built text macros

## HelpBuilder SpellChecker

HelpBuilder SpellChecker is an addon Dynamic Link Library for HelpBuilder which provides spell checking of help topics. It requires HelpBuilder version 1.09.001 or greater.

### HelpBuilder SpellChecker Features

- Small, self contained .DLL, requiring no third party products
- Supports dictionaries in different languages (ie different dictionary files)
- Words can be added to dictionary (extendable dictionary)
- Ignore word option during spell checking
- Ignore all occurrences of a word option during spell checking
- Prompts with alternative spellings and suggestions
- Online help

## Setup Builder

Setup Builder is a Windows 3.1 application for creating and maintaining Windows Hosted installation procedures and is aimed at developers who wish to provide that 'professional' touch to the installation of their software.

The installation procedure for this piece of software was created using Setup Builder.

The interpreter part of the product can also be used to run Windows Hosted DOS-like batch files using the script language supported.

Forget about distributing Microsoft's 0.5 Mb offering just to install a 100-200K executable! This product uses less than 300K of diskette space and is highly tailorable and doesn't require the user to get involved with C/C++, DLL's or Visual Basic in order to create install disks.

Setup Builder is not 'tied' into any one development tool: it can be used with any development tool you may choose.

### Setup Builder Application Features

- Setup projects to which files can be added/removed
- Automatic creation of installation disks, requesting extra disks as required
- Automatic splitting of large files across diskettes (including compressed files)
- Automatic creation of install script code
- Automatic creation of de-install script code
- Ability for user to place 'user-defined' code in install procedure if required
- Windows hosted with toolbar and status bar
- All files can have attributes set: target location, overwrite checks, in use checks, file compression, create program manager icons etc
- Ability to create program manager groups and icons
- Up to 1024 files in an installation (Professional Edition)



- Optional encryption of install scripts (so that users can't change them)
- Context sensitive, comprehensive Windows Help file
- Network locking on project files
- Visual Basic .MAK project import facility
- 3rd party product import facility eg VB run-time, Access etc (Configurable)
- Ability to change text on all dialogs used in an installation (also allows different languages - defaults to English, French, German, Italian or Spanish)

**Interpreter Supported Features** (Interpreter is placed on install disks to 'run' install procedures)

- Script language (similar to DOS batch files) supporting if and goto statements, string and numeric variables
- Windows extensions - predefined dialogs (user definable text), message boxes, creation of program manager icons/groups and ability to delete them
- User defined dialogs with controls
- Comprehensive Windows Help file
- String and numeric manipulation (left, right, mid, +, -, \*, /)
- Copying of files
- Backdrop bitmaps during installation
- Optional fuel gauge during copying
- Date and time functions
- DOS file management - create/delete/renaming of directories, disk space and file presence/overwrite/version checks
- Windows .INI file management
- File management - create/delete/renaming/copying/date & time setting, reading and writing of ASCII files
- Nested script files - call a script from another script
- External calls to run other Windows applications
- Shared file registry (stops un-installing of files shared by multiple applications)
- English, French, German, Italian and Spanish language support on dialogs

## SpellChecker

The Developer Edition of SpellChecker is a Windows 3.1 addon Dynamic Link Library which can be built into your applications to provide a spell checking facility which would otherwise normally require the use of DDE/OLE communications with products such as Microsoft Word. SpellChecker is an integrated .DLL, which is compact in size and is easy to build into your applications quickly. It is supplied complete with a help file which documents how to use and program it. SpellChecker may be built into any application constructed using a development tool which supports .DLL API calls such as C/C++, Visual Basic etc

### SpellChecker Features

- Small, self contained .DLL, requiring no third party products
- Simple to build in to applications via .DLL API calls (documented).
- Supports dictionaries in different languages (ie different dictionary files)
- Words can be added to dictionary (extendable dictionary)
- Ignore word option during spell checking
- Ignore all occurrences of a word option during spell checking
- Prompts with alternative spellings and suggestions
- API call to spell check a Windows Edit field
- API call to spell check a string buffer

- API call to spell check an ASCII file
- API call to spell check an individual word
- Online help - runtime (separate file)
- Online help - development/programming information (separate file)

## **Assistance/Further Information**

If you require any assistance or further information on any of the above products, please contact the author at the address in the [Contacting the Author](#) section of this help file.

## **What is Shareware ?**

### **Definition of Shareware**

Shareware distribution gives users a chance to try software before buying it. If you try a Shareware program and continue using it, you are expected to register. Individual programs differ on details: some request registration while others require it, some specify a maximum trial period. With registration, you get anything from the simple right to continue using the software to an updated program with printed manual.

Copyright laws apply to both Shareware and commercial software, and the copyright holder retains all rights. Shareware authors are accomplished programmers, just like commercial authors, and the programs are of comparable quality. (In both cases, there are good programs and bad ones!) The main difference is in the method of distribution. The author specifically grants the right to copy and distribute the software, either to all and sundry or to a specific group. For example, some authors require written permission before a commercial disk vendor may copy their Shareware.

Shareware is a distribution method, not a type of software. You should find software that suits your needs and pocketbook, whether it's commercial or Shareware. The Shareware system makes fitting your needs easier, because you can try before you buy. And because the overhead is low, prices are low also. Shareware has the ultimate money-back guarantee: if you don't use the product or it doesn't do what you want it to do or you don't like it, then you don't pay for it.

### **Reasons for Registering**

- All the 'unregistered copy' messages will disappear
- All the 'limiting' features of the Shareware version will be removed
- You will receive notifications when the next major versions become available
- You will receive free technical support
- You will automatically become a registered user of future versions with no more fees to pay (subject to major versions)

### **Grant**

Graham Plowman grants you a non-exclusive license to use this software free of charge for a one month evaluation period after which you must register (pay) for a copy of this software if you wish to continue to use it. Upon registration you are granted a license to use this software for an unlimited time period.

You may not modify, translate, reverse engineer, decompile, disassemble or create derivative works based on this software except where this documentation specifically states otherwise.

### **Title**

Title, ownership rights and intellectual property rights in and to this software shall remain in Graham Plowman. This software is protected by international copyright treaties. Your license does not give you any rights to title, ownership or copyright.

### **Disclaimer of Warranty**

Users of this software must accept this disclaimer of warranty:

"This software is supplied 'as is' without warranty of any kind. The author disclaims all warranties, expressed or implied, including, without limitation, the warranties of merchantability and of fitness for any purpose. The entire risk as to the quality and performance of this software is borne by you.

The author assumes no liability for damages, direct or consequential, which may result from the use of this software."

## **Limitation of Liability**

UNDER NO CIRCUMSTANCES AND UNDER NO LEGAL THEORY, TORT, CONTRACT OR OTHERWISE, SHALL GRAHAM PLOWMAN BE LIABLE TO YOU OR ANY OTHER PERSON FOR ANY INDIRECT, SPECIAL OR INCIDENTAL, OR CONSEQUENTIAL DAMAGES OF ANY CHARACTER INCLUDING, WITHOUT LIMITATION, DAMAGES FOR LOSS OF GOODWILL, WORK STOPPAGE, COMPUTER FAILURE OR MALFUNCTION, OR ANY AND ALL OTHER COMMERCIAL DAMAGES OR LOSSES. IN NO EVENT WILL GRAHAM PLOWMAN BE LIABLE FOR DAMAGES IN EXCESS OF THE LIST PRICE OF A LICENSE FOR THIS SOFTWARE, EVEN IF GRAHAM PLOWMAN SHALL HAVE BEEN INFORMED OF THE POSSIBILITY OF SUCH DAMAGES, OR FOR ANY CLAIM BY ANY OTHER PARTY.

## **Termination**

Your license will terminate automatically if you fail to comply with the limitations described. On termination you must destroy all copies of the software.

## **Miscellaneous**

This software is a "shareware program" and is provided at no charge to the user for evaluation. Feel free to share it with your friends, but please do not give it away altered or as part of another system. The idea of "user-supported" software is to provide personal computer users with quality software without high prices, and yet to provide incentive for programmers to continue to develop new products. If you find this program useful and you wish to continue to use it after a reasonable trial period, you must make a registration payment. The registration fee will license one copy for use on any one computer at any one time. You must treat this software just like a book. An example is that this software may be used by any number of people and may be freely moved from one computer location to another, so long as there is no possibility of it being used at one location while it's being used at another.

Just as a book cannot be read by two different people at the same time.

Commercial Users should register as soon as possible and not let the one month expiry feature stop the program and cause problems with meeting project deadlines: 'urgent' registrations are still subject to the speed of E-Mail systems and the postal system - please don't leave registration to the last minute. You are not allowed to distribute the output of the Shareware Edition of this software for financial gain. Various limiting features have been built into the Shareware Edition. Site-License arrangements can be made by contacting the author.

Anyone distributing this software for any kind of remuneration must first contact the author. In this way the distributor can be kept up-to-date with the latest version of this software.

You are encouraged to pass a copy of this software to your friends for evaluation. Please encourage them to register their copy if they find that they can use it. All registered users will receive a copy of the latest version of this program, a license number, free technical support and notifications of upgrades.

It is a condition of registration that you accept that you have fully tried and tested this software and found that it meets your requirements to your satisfaction. Please note that once a license

number has been given, no refund will be possible.

Graham Plowman



